PROVINCIA REGIONALE DI SIRACUSA – OGGI LIBERO
CONSORZIO COMUNALE DI SIRACUSA

DIPARTIMENTO REGIONALE TECNICO
UFFICIO DEL GENIO CIVILE DI SIRACUSA

STRADA PROVINCIALE SP 23

INTERVENTO STRUTTURALE DEL CORPO STRADALE E DELLE OPERE
D'ARTE DELLA SP 23 PALAZZOLO - GIARRATANA

STRALCIO ESECUTIVO DEL PROGETTO GENERALE

VALIDATO IL 03/08/2020

ESECUTIVI STRUTTURALI - PARETI POZZETTI 180 X 180 A TRE FORI

DATA PROGETTO

FASE	AMBITO	TIPO	N° / SIGLA	REV	SCALA
PE	STRAL	TAV	01.25	A	1:20

A		EMISSIONE	VIGORE
Rev.	**DATA**	**DESCRIZIONE**	**STATO**

RESPONSABILE UNICO DEL PROCEDIMENTO
Ing. Ranieri Meloni

PROGETTISTA
Arch. Roberto Bianchi

COLLABORATORI ALLA PROGETTAZIONE
Arch. Gino Montecchi
Geom. Paolo Ortisi
Geom. Raffaele Avallone

VISTI E APPROVAZIONI

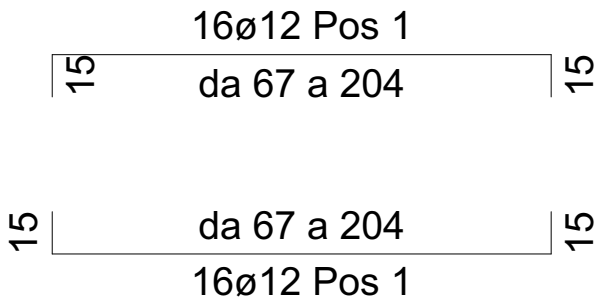
16ø12 Pos 1
15
da 67 a 204
15
15
da 67 a 204
15
16ø12 Pos 1

Parete non Dissipativa1   Piano 1   Fili Fissi 1-2

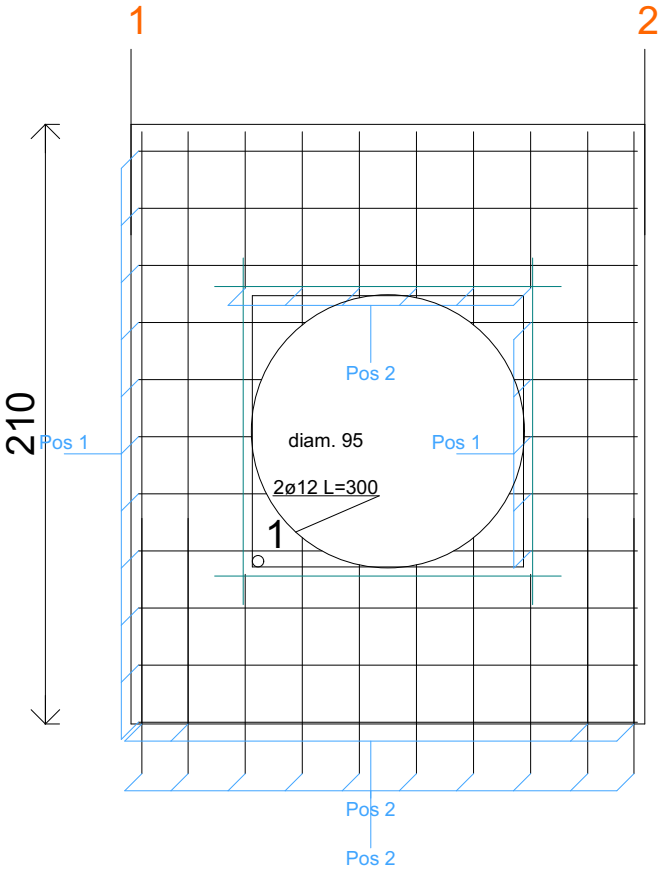
1
2
210
Pos 1
Pos 2
diam. 95
Pos 1
2ø12 L=300
1
Pos 2
Pos 2

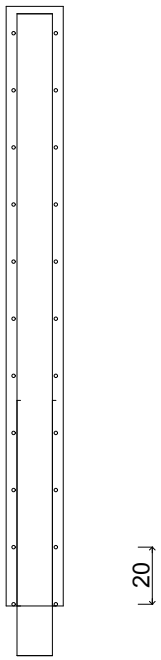


4ø12 L=101 Pos 2
89
12
89
12
4ø12 L=101 Pos 2
6ø12 L=94 Pos 2
12
70
12
12
70
12
6ø12 L=94 Pos 2
4ø12 L=219 Pos 2
12
207

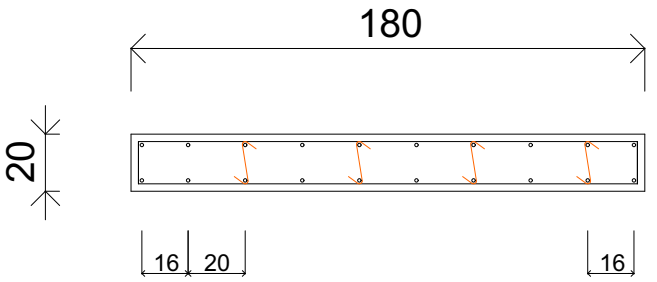
180
20
16
20
16

Materiali

Cls	C25/30
Acciaio	B450C

Armature

TIPO	ø	Passo	Pos
Oriz.	12	20	1
Vert.	12	20	2

LEGATURE

Zona	ø	Passo Oriz	Passo Vert
Non Conf	8	40	20

Fori

NUM.	X	Y	Lx	Ly
1	42	55	95	95

Parete non Dissipativa2

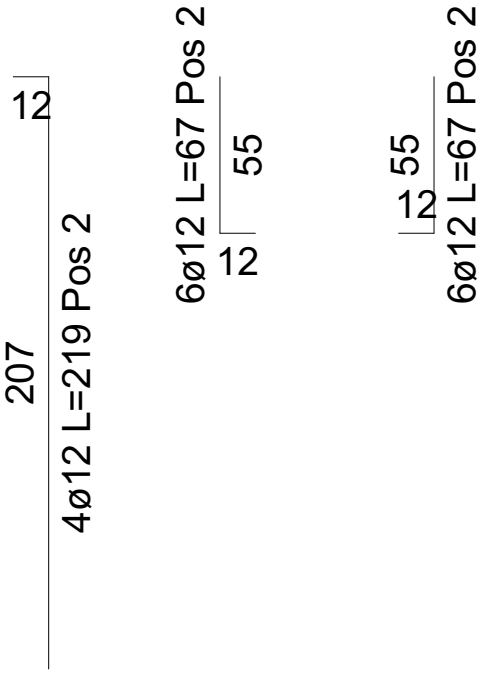
12
207
4ø12 L=219 Pos 2
6ø12 L=67 Pos 2
55
12
55
12
6ø12 L=67 Pos 2

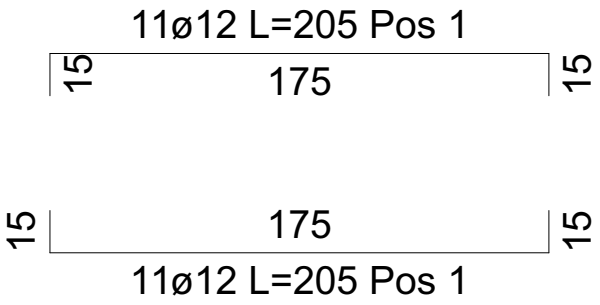
11ø12 L=205 Pos 1
15
175
15
15
175
15
11ø12 L=205 Pos 1

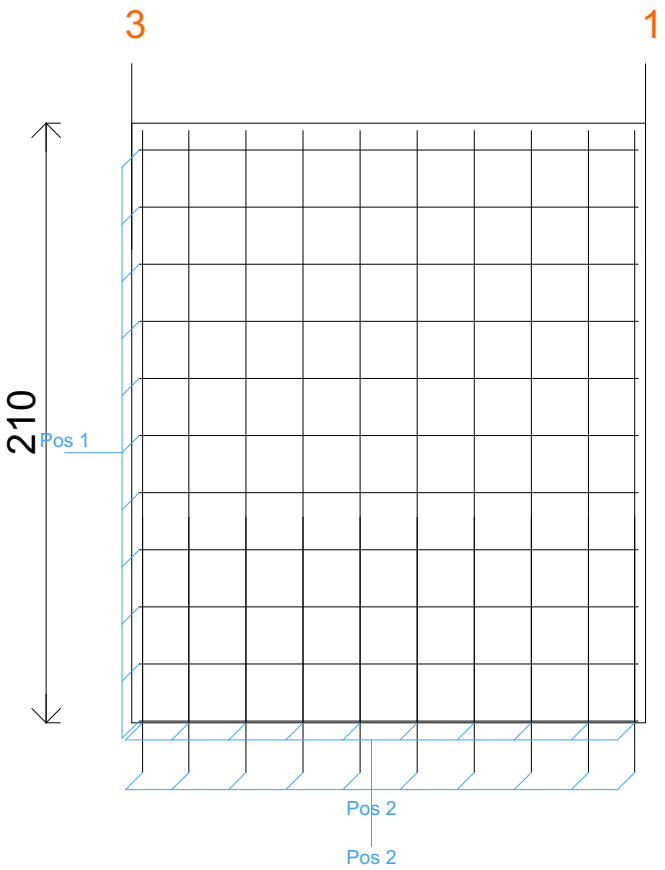
3
1
210
Pos 1
Pos 2
Pos 2

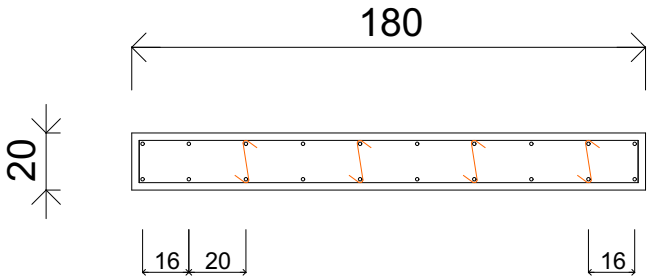
180
20
16
20
16

Piano 1 Fili Fissi 3-1

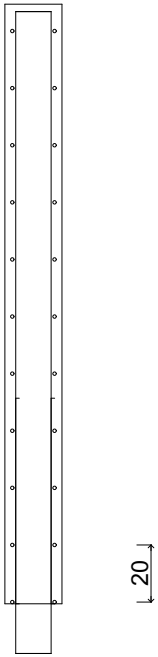

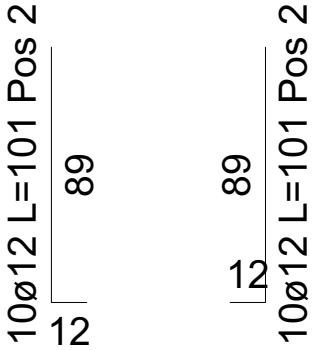
10ø12 L=101 Pos 2
89
12
89
10ø12 L=101 Pos 2
12

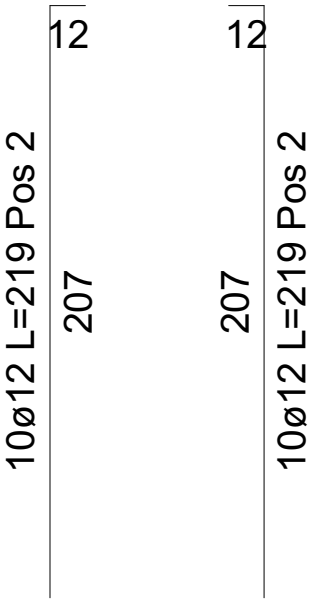
12
10ø12 L=219 Pos 2
207
12
207
10ø12 L=219 Pos 2

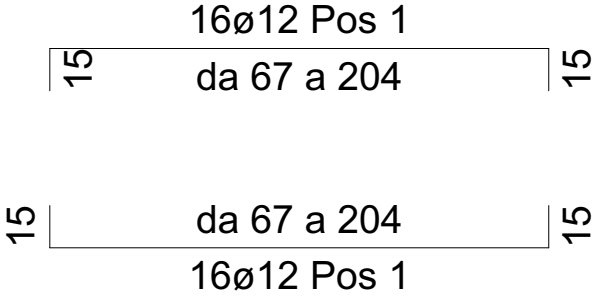
16ø12 Pos 1
15
da 67 a 204
15
15
da 67 a 204
15
16ø12 Pos 1

Materiali

Cls	C25/30
Acciaio	B450C

Armature

TIPO	ø	Passo	Pos
Oriz.	12	20	1
Vert.	12	20	2

LEGATURE

Zona	ø	Passo Oriz	Passo Vert
Non Conf	8	40	20

Parete non Dissipativa3   Piano 1   Fili Fissi 2-4

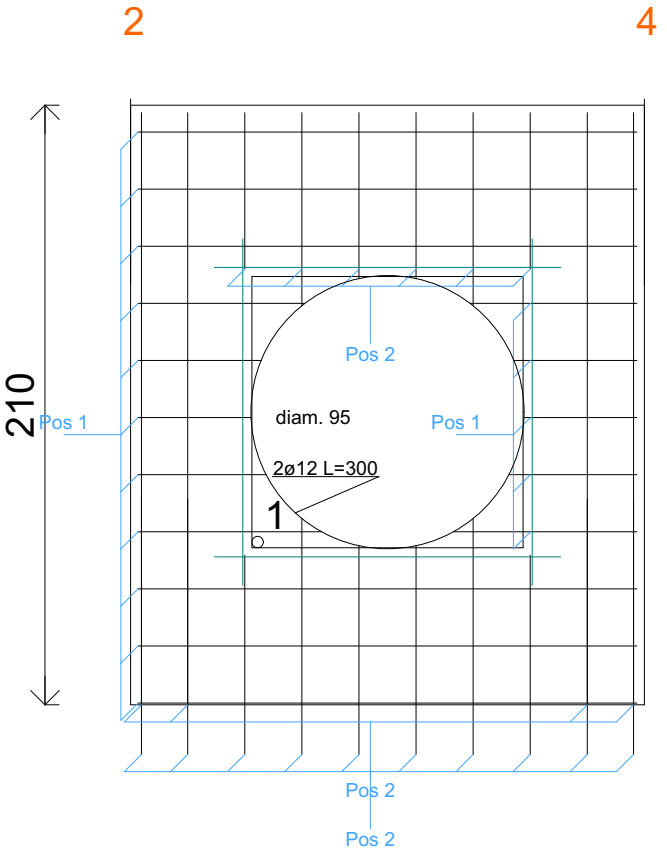
2
4
210
Pos 1
Pos 2
diam. 95
Pos 1
2ø12 L=300
1
Pos 2
Pos 2

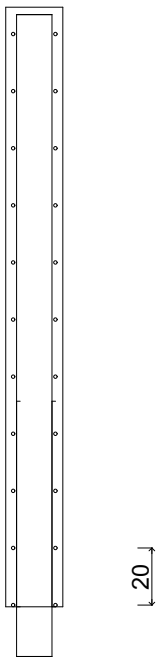


4ø12 L=101 Pos 2
89
12
89
12
4ø12 L=101 Pos 2
6ø12 L=94 Pos 2
12
70
12
12
70
12
6ø12 L=94 Pos 2
4ø12 L=219 Pos 2
12
207

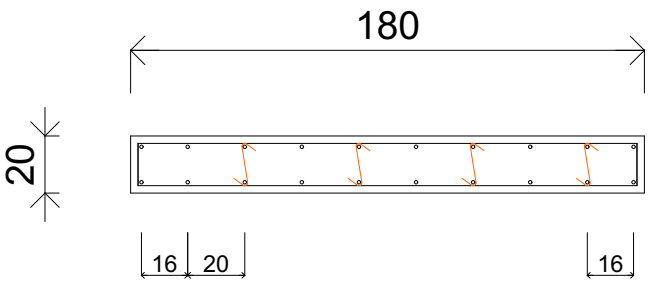
180
20
16
20
16

Materiali

Cls	C25/30
Acciaio	B450C

Armature

TIPO	ø	Passo	Pos
Oriz.	12	20	1
Vert.	12	20	2

LEGATURE

Zona	ø	Passo Oriz	Passo Vert
Non Conf	8	40	20

Fori

NUM.	X	Y	Lx	Ly
1	42	55	95	95

Parete non Dissipativa4

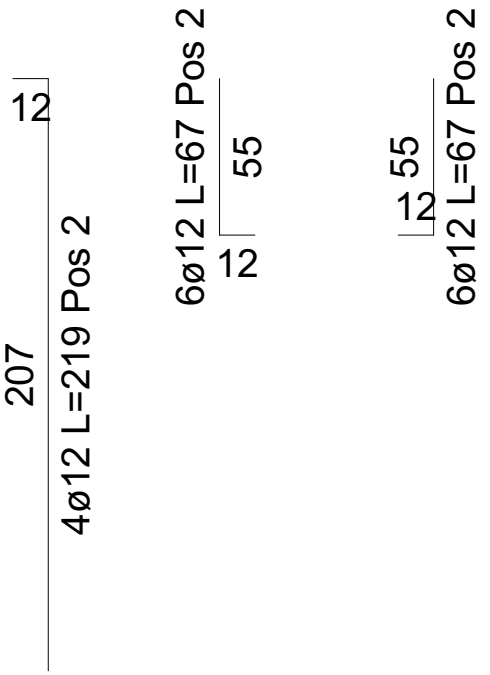
12
207
4ø12 L=219 Pos 2
6ø12 L=67 Pos 2
55
12
55
12
6ø12 L=67 Pos 2

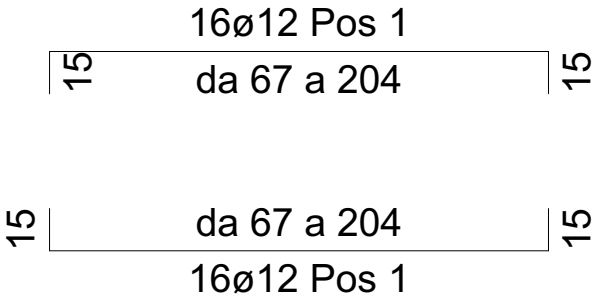
16ø12 Pos 1
15
da 67 a 204
15
15
da 67 a 204
15
16ø12 Pos 1

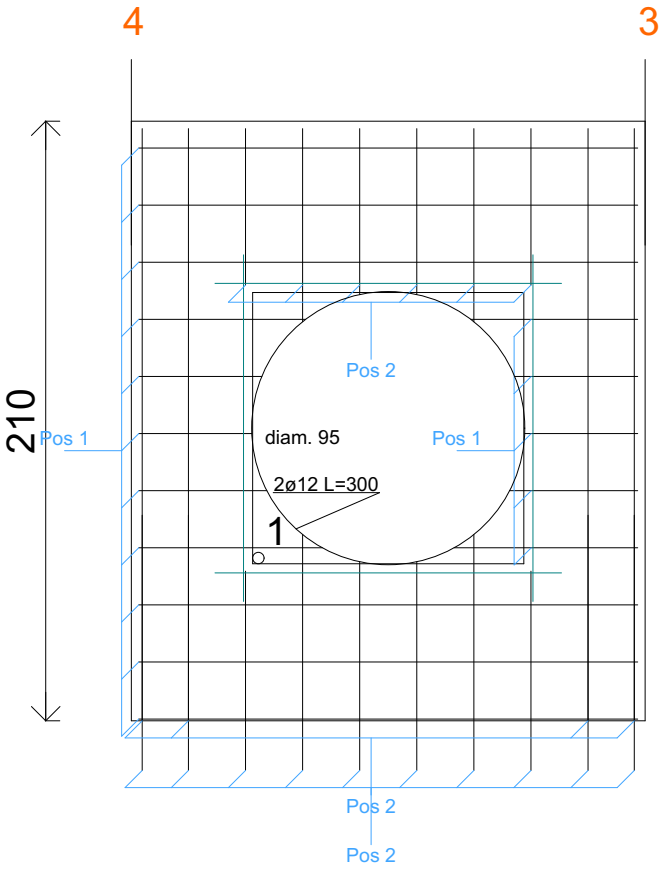
4
3
210
Pos 1
Pos 2
diam. 95
Pos 1
2ø12 L=300
1
Pos 2
Pos 2

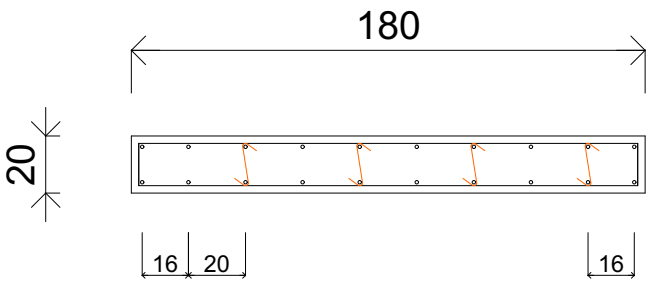
180
20
16
20
16

Piano 1 Fili Fissi 4-3

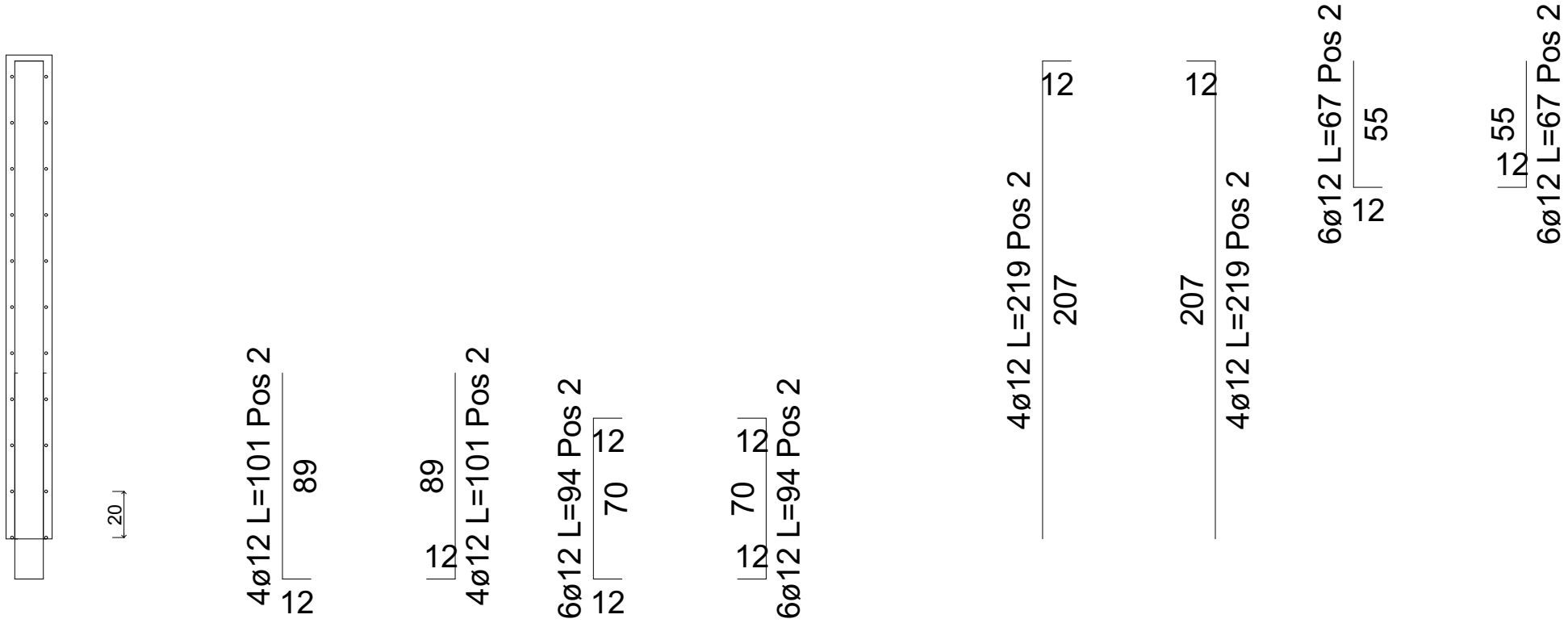
20
4ø12 L=101 Pos 2
89
12
4ø12 L=101 Pos 2
89
12
6ø12 L=94 Pos 2
12
70
12
6ø12 L=94 Pos 2
12
70
12
4ø12 L=219 Pos 2
12
207
4ø12 L=219 Pos 2
12
207
6ø12 L=67 Pos 2
55
12
6ø12 L=67 Pos 2
55
12

Materiali

Cls	C25/30
Acciaio	B450C

Armature

TIPO	ø	Passo	Pos
Oriz.	12	20	1
Vert.	12	20	2

LEGATURE

Zona	ø	Passo Oriz	Passo Vert
Non Conf	8	40	20

Fori

NUM.	X	Y	Lx	Ly
1	42	55	95	95